






## Spice Up Spellings - Summer Term Years 1/2

Your child will have a list of words each week. Please choose from any of these activities to help support your children's spellings. Encourage them to use a variety of the challenges and once completed please sign and date.

Mild 	Medium 	Hot 	Extra Hot 	XX Spicy 
Write your spellings in different styles and colours	Type your spelling words into a Word document.	Put your spellings into sentences using capital letters and full stops.	Write a song using the words from your list.	Use a dictionary to find out the meanings to your spelling words and write them down.
Signature: Date:	Signature: Date:	Signature: Date:	Signature: Date:	Signature: Date:
Draw a picture to go with each spelling word	Record yourself saying the spelling word and clapping the syllables.	Write your spellings in alphabetical order	Create your own crossword for your spelling list	Ask a partner to read your spelling words in a sentence and you write it (Dictation)
Signature: Date:	Signature: Date:	Signature: Date:	Signature: Date:	Signature: Date:
Exercise as you spell the words out loud - hopping, jumping, skipping etc.	Spelling Tennis - sound the word out loud with a partner.	Create a short acrostic poems for your spellings.	Create a tongue twister with your words.	Write a short story using all of your spellings and underline the key words.
Signature: Date:	Signature: Date:	Signature: Date:	Signature: Date:	Signature: Date: