






Spice Up Spellings – Summer Term Years 5/6

Your child will have a list of words each week. Please select from any of the activities to help support your child's spellings. Encourage them to use a variety of the challenges and once completed please sign and date.

Mild 	Medium 	Hot 	Extra Hot 	XX SPICY 
Write your spelling list in a variety of styles and colours.	Put your spellings into sentences.	Create short acrostic poems for your spellings.	Write a story using all of the spellings on your list and underline the key words.	Ask a partner to read out your spelling words in a sentence and you write it. (Dictation)
Signature: Date:	Signature: Date:	Signature: Date:	Signature: Date:	Signature: Date:
Write your spellings in alphabetical order	Write your spelling words into silly sentences and underline the spelling.	Use a dictionary to find the definitions of the words and record your findings.	Write a conversation between two people using your spelling list.	Order your spellings from easiest to hardest. Explain why you chose that order.
Signature: Date:	Signature: Date:	Signature: Date:	Signature: Date:	Signature: Date:
Create your own crossword for your spelling list.	Record yourself saying the spelling word and clapping the syllables.	Create a tongue twister with your words	Write a song using the words from your list.	Find the etymology of your spelling words and write them down.
Signature: Date:	Signature: Date:	Signature: Date:	Signature: Date:	Signature: Date:
Illustrate your spellings.	Put your spelling words into a Wordle www.wordle.net	Exercise as you spell the words out loud - hopping, jumping, skipping etc	Create an abstract artwork using your spelling words.	Write your spelling words and then look for smaller words within those words eg: 'slide': side, lid, lie, led etc.
Signature: Date:	Signature: Date:	Signature: Date:	Signature: Date:	Signature: Date: