






Spice Up Spellings - Spring Years 1/2

Your child will have a list of words each week. Please choose from any of these activities to help support your children's spellings. Encourage them to use a variety of the challenges and once completed please sign and date.

Mild 	Medium 	Hot 	Extra Hot 	XX Spicy 
Use cutlery to make your spellings.	Record your voice sounding out your spelling words.	Write down 3 clues for each word. See if your friend can guess it correctly.	Use a dictionary to find the definition of the word.	Create an acrostic poem for each of the spelling words.
Signature: Date:	Signature: Date:	Signature: Date:	Signature: Date:	Signature: Date:
Draw a picture of a penguin and write your spellings in it.	Write your spellings out 5 times changing hands each time you do it.	Write down 5 words that are related to your spelling word.	Find your words in books, leaflets or posters and write down where you found it.	Write your spellings neatly. Circle the consonants and underline the vowels.
Signature: Date:	Signature: Date:	Signature: Date:	Signature: Date:	Signature: Date:
Use an ice cube to write your spellings on coloured paper.	Write your words across and down WHEN H E N	Use pipe cleaners or lollipop sticks to create your spellings and take a photograph.	Run /skip or hop around and when your friend shouts 'FREEZE' you stand still and sound out your spelling.	Write your spelling in an expanded noun phrase underlining your spelling word.
Signature: Date:	Signature: Date:	Signature: Date:	Signature: Date:	Signature: Date: