

Spice Up Spellings!

Dear Parents and Carers,

As the new curriculum places an even stronger emphasis on the importance of spelling as a part of literacy, we are keen to ensure we are doing all we can to give children the skills they need to become competent spellers.

Following a recent pupil voice and parents survey, we are launching a new project to help support children with this. We have decided, as a Federation, that change needs to happen with regards to spelling. Research shows that the 'Look, Cover, Write, Check' format is not as effective as other strategies. Research and evidence shows that the children are learning their spellings for the purpose of a test, and not applying it to where it really needs to be used, **their writing**. We not only want our children to be able to spell the words they are using, but to be able to understand their meaning and use them within a context.

The children will have a spelling activities menu called 'Spice Up Spellings'. This new idea involves a range of spelling-based activities that allows children to use a variety of skills to support their learning of spelling, including music, art and computing. Therefore, if your child finds writing particularly tricky there are other opportunities to demonstrate their learning using other skills. This will apply to the children who currently receive spellings. (Years 1-6) The children will receive a new Spelling menu for the Autumn, Spring and Summer term. We have used the chilli system for grading the activities, from 'Mild' to 'XX Spicy'. Each activity has a box for parent/carers to sign and date. Make sure your child chooses an appropriate challenge that enables them to demonstrate what they are capable of. A new list of words will be provided each week and we will expect the children to complete **one** activity a week. If they wish to complete more, fantastic! The spelling menu will be sent home alongside the usual home learning given for that class. It will also be due in on the designated days for their particular class.

Each child will be given a group of words that they will bring home and apply to the menu. Our hope is to make the list of words your children bring home more personalised to them. For KS1 the children will continue to receive spelling words to use for the activities, which are generated by their phonics phase, some tricky words and some words highlighted from their writing. KS2 have statutory words that they are encouraged to learn alongside other key words used in their writing. It maybe, that although a new list will be sent home each week, it may contain words from previous weeks if the teacher feels that a child still needs to work on these.






The Federation will be launching our new spelling project this week. Class teachers will discuss this further with you at the curriculum planning meetings next week. The children have been informed from both schools of these changes via an assembly and were very enthusiastic about the new ideas and activities. We hope you will be too.

Please do let me know if you have any queries or questions about this.

Yours sincerely,
Amy Clarke






Spice Up Spellings - Summer Term Years 1/2

Your child will have a list of words each week. Please choose from any of these activities to help support your children's spellings. Encourage them to use a variety of the challenges and once completed please sign and date.

Mild 	Medium 	Hot 	Extra Hot 	XX Spicy 
Write your spellings in different styles and colours	Type your spelling words into a Word document.	Put your spellings into sentences using capital letters and full stops.	Write a song using the words from your list.	Use a dictionary to find out the meanings to your spelling words and write them down.
Signature: Date:	Signature: Date:	Signature: Date:	Signature: Date:	Signature: Date:
Draw a picture to go with each spelling word	Record yourself saying the spelling word and clapping the syllables.	Write your spellings in alphabetical order	Create your own crossword for your spelling list	Ask a partner to read your spelling words in a sentence and you write it (Dictation)
Signature: Date:	Signature: Date:	Signature: Date:	Signature: Date:	Signature: Date:
Exercise as you spell the words out loud - hopping, jumping, skipping etc.	Spelling Tennis - sound the word out loud with a partner.	Create a short acrostic poems for your spellings.	Create a tongue twister with your words.	Write a short story using all of your spellings and underline the key words.
Signature: Date:	Signature: Date:	Signature: Date:	Signature: Date:	Signature: Date:






Spice Up Spellings - Summer Term Years 3/4

Your child will have a list of words each week. Please select from any of the activities to help support your child's spellings. Encourage them to use a variety of the challenges and once completed please sign and date.

Mild 	Medium 	Hot 	Extra Hot 	XX SPICY 
Record yourself singing your words.	Draw images to match your spellings.	Create short acrostic poems for your spellings.	Use a dictionary to find the definitions of your words and write them down.	Ask a partner to read out your spelling words in a sentence and you write it. (Dictation)
Signature: Date:	Signature: Date:	Signature: Date:	Signature: Date:	Signature: Date:
Write your words out in different colours and in bubble writing.	In pairs write out your spellings with missing letters your partner has to guess which letters are missing.	Throw a ball back and forth in pairs whilst spelling the words out loud.	Create a cartoon and include your spellings in the captions.	Order your spellings from easiest to hardest. Explain why you chose that order.
Signature: Date:	Signature: Date:	Signature: Date:	Signature: Date:	Signature: Date:
Write your spelling words in order from least letters to most letters.	Clap the syllables of your words and create a rhythm whilst you say your spellings aloud.	Make a poster of your spellings and leave it somewhere you will see it every day.	Write a song using the words from your list.	If vowels are worth 3 points And consonants are worth 5 how many points are your spellings worth each. Then altogether?
Signature: Date:	Signature: Date:	Signature: Date:	Signature: Date:	Signature: Date:
Write out your spellings in your neatest handwriting.	Put your spelling words into a Wordle www.wordle.net	Exercise as you spell the words out loud - hopping, jumping, skipping etc	Create a short story using your spelling words. Underline your words in a colour.	Which words are your favourite from your list this week and why?
Signature: Date:	Signature: Date:	Signature: Date:	Signature: Date:	Signature: Date:

Spice Up Spellings – Summer Term Years 5/6

Your child will have a list of words each week. Please select from any of the activities to help support your child's spellings. Encourage them to use a variety of the challenges and once completed please sign and date.

Mild 	Medium 	Hot 	Extra Hot 	XX SPICY 
Write your spelling list in a variety of styles and colours.	Put your spellings into sentences.	Create short acrostic poems for your spellings.	Write a story using all of the spellings on your list and underline the key words.	Ask a partner to read out your spelling words in a sentence and you write it. (Dictation)
Signature: Date:	Signature: Date:	Signature: Date:	Signature: Date:	Signature: Date:
Write your spellings in alphabetical order	Write your spelling words into silly sentences and underline the spelling.	Use a dictionary to find the definitions of the words and record your findings.	Write a conversation between two people using your spelling list.	Order your spellings from easiest to hardest. Explain why you chose that order.
Signature: Date:	Signature: Date:	Signature: Date:	Signature: Date:	Signature: Date:
Create your own crossword for your spelling list.	Record yourself saying the spelling word and clapping the syllables.	Create a tongue twister with your words	Write a song using the words from your list.	Find the etymology of your spelling words and write them down.
Signature: Date:	Signature: Date:	Signature: Date:	Signature: Date:	Signature: Date:
Illustrate your spellings.	Put your spelling words into a Wordle www.wordle.net	Exercise as you spell the words out loud - hopping, jumping, skipping etc	Create an abstract artwork using your spelling words.	Write your spelling words and then look for smaller words within those words eg: 'slide': side, lid, lie, led etc.
Signature: Date:	Signature: Date:	Signature: Date:	Signature: Date:	Signature: Date: